

Oxygen Ark



OXYGEN ARK USER MANUAL

welcome to use 601 hyperbaric chamber

Oxygen Ark Ltd.
www.oxygen-ark.com



MICRO-PRESSURE OXYGEN CHAMBER

people cannot live without air, especially oxygen. The oxygen percentage in the normal air pressure is 21%.

By filling the chamber with filtered fresh air and concentrated oxygen, an oxygen-enriched environment of 1.1~1.3 standard atmospheres is formed inside chamber. The blood oxygen saturation is rapidly increased to more than 99%, and the blood dissolved oxygen content in the body is increased by more than 5 times.



Tech Specs

Working pressure	1.3 / 1.5ATA	Power	1,100Watt
Diameter (after inflation)	59" (150cm)	Oxygen Flow Rate	10L/Min
Oxygen Generation	PSA	Air Flow Rate	130L/Min



YOU ARE PROHIBITED TO USE THE CHAMBER WHEN:

- Pregnancy (the first 3 months and the last 3 months);
- Blood pressure (systolic blood pressure) exceeding 160mmhg;
- With thin and slack eardrums;
- With pneumothorax, pulmonary hemorrhage or emphysema;
- With infectious diseases;
- With severe heart disease;
- With bullae;



CAUTION WHEN USE THE CHAMBER

- Stay away from water, fire and sharp objects;
- Do not use it in a bathroom or other high moisture environment;
- Children need to use under guardian care;
- Abnormal smell during use, please exit chamber and turn off the power;
- It is forbidden to bring sharp objects, matches, lighters and other flammable objects into the chamber;



PLEASE FOLLOW BELOW BEST PRACTICE

- Unzip when the chamber is fully depressurized;
- Always keep pressure release valves clean;
- Avoid vibration, jerk, falling of pressure gauges, especially internal gauges;
- Prevent air / oxygen pipes and headsets from entangling; keep airflow unblocked;




EAR PRESSURE EQUALIZATION METHODS

- Do a swallowing motion;
- Open your mouth and make an "ah" sound;
- First take a deep breath, close your mouth and pinch your nose, then exhale hard;
- If ears still hurt, please adjust the pressure release valve to reduce pressure and relieve ear pain, then slowly close the valve again.

Oxygen Ark

PRODUCT OVERVIEW



C

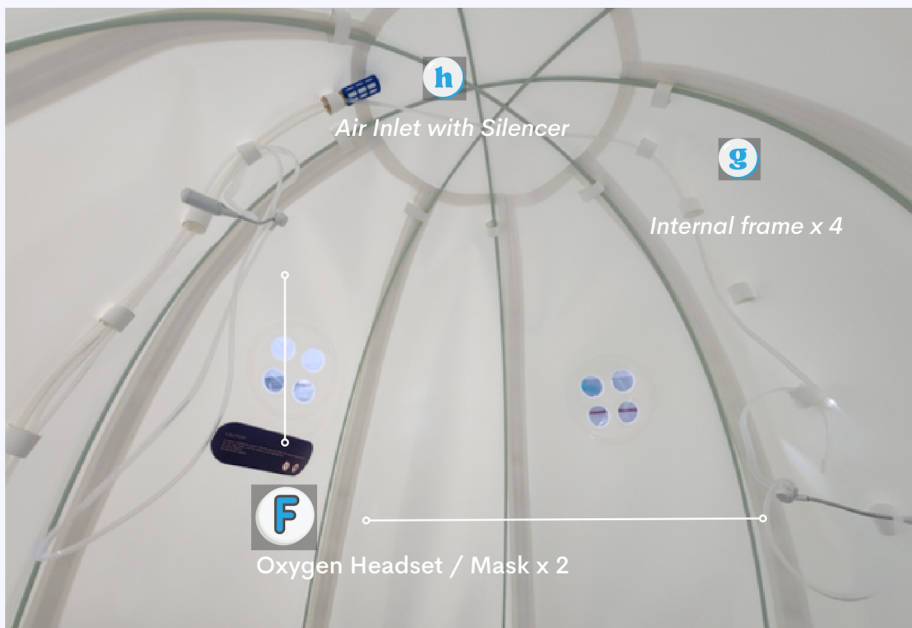
Central Control Unit

A

TPU Chamber

B

Supporting Inflatable Ring



h

Air Inlet with Silencer

g

Internal frame x 4

F

Oxygen Headset / Mask x 2



i

Transformer to step up 120v to 220v (used in US, CAN, JPN)

CCDZe-3000VA
交流电源变压器
AC Power Transformer

h



Inflatable Mattress

SUPPORTING RING INFLATION KIT


Supporting ring inflation kit will pressurize supporting ring to 30kpa (it work under 220v, so in US / CAN / JPN, it need to be powered by transformer)

Unplug the cap and inflate the ring.


Take of Inflation nozzle by pressing blue ring. Use the nozzle for mattress inflation later on




MATTRESS INFLATION KIT



Put pressure positive pressure gauge onto Mattress Inflation Kit



Put inflation nozzle on (the nozzle is from supporting ring inflation kit)



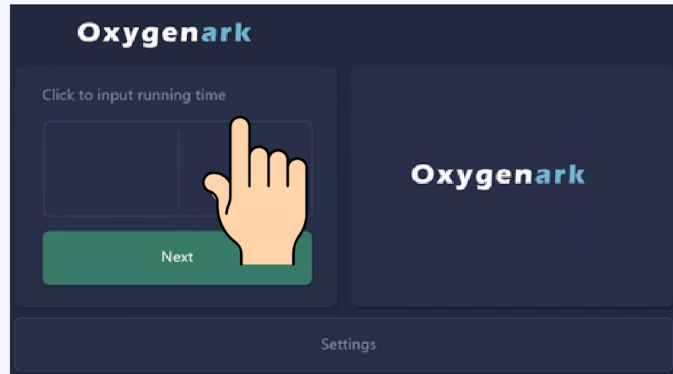
Link the kit to CCU and Inflation the mattress to 50kpa (0.5bar)



OPERATION GUIDE



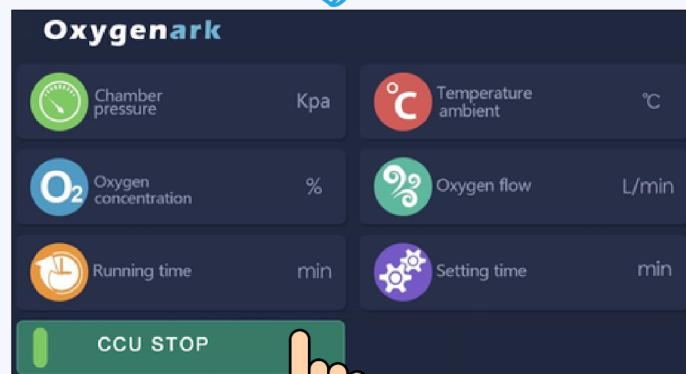
Turn on CCU



Set time on touchscreen and press next



During operation, CCU will automatically monitor pressure, temperature, running time etc.



Press CCU STOP, stop the machine



The machine operates between 2-60 degree celcius, out of the range, the machine will not start.



chamber pressure on touch screen is based on CCU sensor, while pressure read on chamber gauge is based on mechanics, it is normal two reads differs a bit.



If pressure does not reach 1.3/1.5 ATA within 15 minutes, the CCU will automatically stop working.

ZIPPER & ISOLATION PAD

When you enter the chamber (make sure the pressure releasing valve is shut), close outer zipper first, put isolation pad (no folding) in place, then close the inner zipper;

When you exit the chamber, reverse the operation.

Outer Zipper



Isolation Pad



Inner Zipper




CHANGE OXYGEN AND AIR FILTER PERIODICALLY

There are 2 filters (oxygen & air, 22mm in diameter) inside filter bay, please change it every 500-1000 hours, subject to air quality of your location.



Push open filter door on the back of CCU



Twist and remove the filter

| TROUBLE SHOOTING

Oxygenark is using error code on touch screen to help you spot errors and troubles, which you may encounter when using the machine. After you fixed it, the machine will automatically erase the error code.

Error code 1, insufficient oxygen flowrate after 2 minutes operation

Possible Causes

- Oxygen compressor malfunction
- Oxygen sieve malfunction
- User entangles the oxygen pipe / headset

Please check

- Open filter bay on back of CCU, finger tap air intake opening to check if there is airflow;
- Check oxygen pipe is not blocked;

Error code 4, nil air pressure (less than 3kpa) after 15min operation

Error code 8, low air pressure (less than 30% preset) after 15min operation

Possible Causes

- 1 or 2 zippers still open
- Pressure release valve open
- Integrated pipe get loose
- Air compressor fails

Please check

- Zippers and isolation pad in place
- Shut pressure release valve;
- Open filter bay on back of CCU, finger tap air intake opening to check if there is airflow;

Error code 16, abnormal high chamber pressure

Possible Causes

- Pressure regulation valve breakdown;
- Factory mistakenly put higher pressure regulation valve;

Please check

- Air regulation valve



| WARRANTY

The Oxygen Ark Mild Hyperbaric Chamber, manufactured by Healthcare (Shanghai) Ltd, is backed by a one-year manufacturer's warranty, effective from the date of purchase. This warranty covers any defects in materials and/or workmanship. Please note that damage caused by improper transportation is not covered, and any such claims should be directed to the carrier.

Our obligation under this warranty is limited to the repair or replacement of any part or parts that are found to be defective under proper use and operation, as outlined in the "Oxygen Ark User Manual."

Limited Warranty: Oxygen Ark Manufacturer does not warrant that this product meets the requirements of any safety code in any state, municipality, or jurisdiction. The purchaser assumes all risk and liability resulting from the use of the product, whether used individually or in conjunction with other machines or apparatus. Oxygen Ark Manufacturer shall not be held liable for any loss, directly or indirectly, arising from the use of the Mild Hyperbaric Chambers. This includes downtime expenses, damages for which the purchaser may be liable to other parties, damages to property, and any injury or death caused to individuals.

Acknowledgement of Buyer: The buyer acknowledges that they are not relying on the skill or judgment of Oxygen Ark Manufacturer for the selection or provision of the Mild Hyperbaric Chambers.

Shipping Cost: Please note that this warranty does not cover shipping costs to and from Oxygen Ark Manufacturer. Additionally, it is void if the chamber is used in any manner that deviates from "NORMAL USAGE."

Governing Law: This warranty is made in the People's Republic of China and shall be construed and interpreted in accordance with PRC law.

Please consult legal professionals to ensure that this warranty statement is compliant with applicable laws and regulations in your jurisdiction.

- *Phone*



+ 86 21 61639528

- *Website*



www.oxygen-ark.com

- *Email*



sales@oxygen-ark.com

RETURN AND REFUND

We want you to be completely satisfied with your purchase of the Oxygen Ark Mild Hyperbaric Chamber manufactured by Healthcare (Shanghai) Ltd. If, for any reason, you are not fully satisfied with your chamber, we offer a 14-day return and refund policy, subject to the following terms and conditions:

Eligibility:

To be eligible for a return and refund, the chamber must meet the following criteria:

- It must be within 14 days from the date of purchase.
- The chamber must be in its original condition, undamaged, and free from any signs of wear or use.
- All original accessories and packaging should be included.

Return Process:

If you wish to return the chamber, please follow these steps:

- Contact our customer service team within 14 days of the purchase date to initiate the return process.
- Our team will provide you with instructions on how to proceed with the return and the necessary return address.
- Package the chamber securely, ensuring it is protected during transit.
- You are responsible for the return shipping costs.

Inspection and Refund:

Once we receive the returned chamber, our team will inspect it to ensure it meets the eligibility criteria mentioned above. If the chamber is approved for a refund, we will initiate the refund process.

Please note the following:

- The refund will be processed using the original payment method.
- Shipping costs, including the initial shipping to the customer, will not be refunded.
- Refunds may take a reasonable amount of time to process and reflect in your account.

Refund Exclusions:

Please be aware that the following circumstances may void the eligibility for return and refund:

- Chambers that have been damaged or altered due to improper use, negligence, or unauthorized repair attempts.
- Chambers that do not meet the original condition and packaging requirements.

Non-transferable:

This return and refund policy is applicable only to the original purchaser and is non-transferable.

Please note that this return and refund policy is designed to comply with international standards and practices. It is important to consult with legal professionals to ensure its alignment with the specific laws and regulations in your jurisdiction.

For any further questions or assistance regarding returns and refunds, please contact our customer service team.

Note:

Please consult legal and compliance professionals to ensure compliance with applicable laws and regulations in your jurisdiction.

• Phone



+ 86 21 61639528

• Website



www.oxygen-ark.com

• Email



sales@oxygen-ark.com